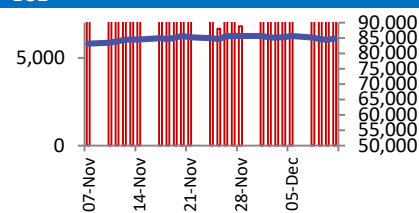
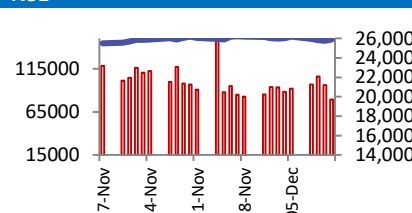


## BSE



Open	84892
High	85279
Low	84840
Close	85213
Change	-54
Volume (Lacs)	6166
Turnover (Rs.inCr)	7663

## NSE



Open	25930
High	26047
Low	25905
Close	26027
Change	-20
Volume(Lacs)	43305
Turnover(Rs.in Cr)	79973

World Markets	Current	Previous	Pt. Chg	Var(%)
Dow	48417	48458	(41)	-0.09%
Dow Futures	48701	48838	(137)	-0.28%
Nasdaq	23057	23195	(138)	-0.59%
FTSE	9751	9649	102	1.06%
Nikkei	49524	50168	(645)	-1.28%
Hang Seng	25160	25629	(469)	-1.83%
Gift Nifty	26034	26091	(57)	-0.22%
Straits Singapore	4577	4589	(12)	-0.26%
South Korea	4022	4091	(68)	-1.67%
Taiwan	27559	27867	(307)	-1.10%
Shanghai	3818	3868	(50)	-1.28%

Commodity Prices	Current	Previous	Pt. Chg	Var(%)
Copper (\$/MT)	11656	11515	141	1.2%
Alumin (\$/MT)	2866	2869	(3)	-0.1%
Zinc (\$/MT)	3094	3125	(32)	-1.0%
Brent Crude (\$/bbl)	60	61	(0)	-0.6%
Gold (\$/Ounce)	4293	4305	(12)	-0.3%
Silver (\$/Ounce)	63	64	(1)	-1.6%
Light Crude (\$/bbl)	57	57	(0)	-0.6%
N G (\$/mmbtu)	4	4	(0)	-0.1%
Sugar (\$/MT)	426	429	(3)	-0.7%
Rubber (Rs./kg)	183	184	(1)	-0.5%
Baltic Dry Index	2193	2205	(12)	-0.5%

Currency Exchange Rate	Current	Previous	Var(%)
Rs./ \$ rate	90.73	90.42	0.34%
Rs./ Euro	106.55	106.09	0.44%
Rs./Chinese Yuan	12.88	12.87	0.08%
Yen / \$ rate	154.79	155.23	-0.28%
\$ US/Euro	1.18	1.18	0.03%

Dollar Index	Current	Previous	Var(%)
Dollar Index	98.24	98.31	-0.08%

Support/ Resistance Levels for Today		
	Nifty	Bank Nifty Fut
Support 1	26000	59400
Support 2	25930	59190
Resistance	26170	59840

Securities in Ban For Trade
BANDHANBNK

## Market Review

**US:** Wall Street closed lower on Monday as investors braced for a slew of economic data later this week while assessing reports on Federal Reserve candidates and commentary from policymakers for clues on the interest rate outlook.

**Asia:** Asian markets extended losses with Wall Street on Tuesday as investors jockeyed for position ahead of key US jobs and inflation data, while sentiment remains subdued by worries over a possible tech bubble.

**India:** Indian equities closed slightly lower on Monday, snapping a two-day winning streak as losses in auto and financial shares weighed on the benchmarks. **Market is expected to open on a negative note and likely to witness negative move during the day.**

**Global economy:** A federal judge on Monday ordered U.S. President Donald Trump's administration to extend a deadline for states to implement new immigration-related eligibility restrictions on food aid benefits, allowing them to avoid potentially severe financial penalties for failing to do so in time.

Federal Reserve Governor Stephen Miran said Monday he plans to remain at the central bank after his term expires at the end of January until a new appointee is confirmed to fill his seat. Miran, who was appointed to the Fed board by President Donald Trump in September, made the announcement during an appearance on CNBC.

Federal Reserve Bank of Boston President Susan Collins said a changing inflation outlook tilted her toward supporting last week's central bank interest rate cut. I supported last week's Federal Open Market Committee decision to lower the target range for the federal funds rate by 25 basis points, although for me, it was a close call, Collins said in a statement from her bank.

## Commodities:

Oil prices fell in early trading on Tuesday, adding to the previous session's losses, as prospects for a Russia-Ukraine peace deal appeared to strengthen, raising expectations of a potential easing of sanctions.

Gold prices edged higher on Tuesday, supported by expectations of a U.S. interest rate cut in January, as investors awaited key jobs data due later in the day, while silver hovered near record highs hit last week.

## Currency:

The U.S. dollar sagged to near a two-month low at the start of the Asian trading session on Tuesday as markets awaited the release of a slew of economic data, including the delayed November U.S. jobs report.

**FII Derivative Transactions (Rs. Cr)**

Contracts	Purchase		Sell		Net	Open Interest (OI)		OI (Previous day)		Change	
	Contract	Value	Contract	Value	Value	Contract	Value	Contract	Value	Contract	Value
Index Future	11461	2237	8970	1762	475	187877	36638	188448	36799	(571)	(161)
Index Option	8659000	1687746	8693493	1694502	(6756)	2492574	486648	2315898	452579	176676	34069
Stock Future	208347	14212	241696	16509	(2297)	5925239	400368	5917150	400132	8089	236
Stock Option	356111	25403	364585	25941	(538)	502150	34248	479532	32682	22618	1566
<b>Total</b>	<b>9234919</b>	<b>1729598</b>	<b>9308744</b>	<b>1738714</b>	<b>(9116)</b>	<b>9107840</b>	<b>957902</b>	<b>8901028</b>	<b>922192</b>	<b>206812</b>	<b>35710</b>

FII All Activity-BBG (Rs Cr)	Buy	Sell	Net
8-Dec-25	13248	13335	(87)
9-Dec-25	17406	19534	(2128)
10-Dec-25	12031	14083	(2053)
11-Dec-25	7984	9835	(1851)
12-Dec-25	12346	12211	135
<b>Month to date- Dec</b>	<b>128103</b>	<b>142434</b>	<b>(14331)</b>
FII (Prov.) (Rs Cr)	Buy	Sell	Net
9-Dec-25	13605	17365	(3760)
10-Dec-25	11700	13352	(1651)
11-Dec-25	7534	9555	(2021)
12-Dec-25	10980	12094	(1114)
15-Dec-25	8610	10078	(1468)
<b>Month to date-Dec</b>	<b>123234</b>	<b>144308</b>	<b>(21074)</b>
DII (Prov.) (Rs. Cr)	Buy	Sell	Net
9-Dec-25	17439	11214	6225
10-Dec-25	16869	13117	3752
11-Dec-25	13196	9400	3796
12-Dec-25	15617	11748	3869
15-Dec-25	11749	9957	1792
<b>Month to date-Dec</b>	<b>169708</b>	<b>127946</b>	<b>41762</b>
FII Debt - BBG (Rs. Cr)	Buy	Sell	Net
8-Dec-25	862	2334	(1472)
9-Dec-25	1845	5121	(3276)
10-Dec-25	3347	2801	545
11-Dec-25	3391	4673	(1281)
12-Dec-25	1597	1781	(183)
<b>Month to date- Dec</b>	<b>19911</b>	<b>28160</b>	<b>(8249)</b>

Market Breadth	BSE		NSE	
	No.	%	No.	%
Advance	2186	49%	1751	52%
Decline	2098	47%	1538	45%
Unchanged	177	4%	101	3%

Market Turnover	15-Dec	12-Dec	Var (%)
BSE Cash	7663	8419	-9%
NSE Cash	79973	86390	-7%
NSE Futures	81945	90868	-10%
NSE Options	26802379	20368840	32%
Total (Rs.Cr)	26971959	20554517	31%

Volatility Index	15-Dec	12-Dec
Volatility Index	10.25	10.11

Index PE - TTM	15-Dec	Yr. High	Yr. Low
Sensex	23.3	24.1	20.3
Nifty	22.7	23.0	19.6

**Corporate News**

**PG Life appointed Amol Lone as CFO of the company** and transfer of API Business to newly incorporated arm RPG active pharma. The board approved investment of Rs 105 cr in arm RPG active pharma. (NDTV)

**HCL Technologies Limited and Aurobay Technologies, have expanded their digital transformation partnership** to support Aurobay's global growth strategy. The expanded partnership establishes HCLTech as Aurobay Technologies' trusted partner for managing and optimizing SAP, Siemens Teamcenter PLM software and integration services in Sweden and China. (CNBC)

**Deccan Cements has commenced operations and begun commercial production at its new Line-3 cement plant.** This marks a significant expansion of the company's manufacturing capabilities and is expected to increase its overall cement production capacity. (NDTV)

**Delhivery Ltd. has rolled out on-demand intracity shipping on its app** in Mumbai and Hyderabad with promises of pickups within 15 mins of booking. With this, its intracity delivery feature Delhivery Direct will be present in five cities including Delhi-NCR, Bengaluru, and Ahmedabad. (ET)

**Economy**

**India's unemployment rate dropped to 4.7% in November**, its lowest since April, with joblessness declining in both rural and urban areas. The overall decrease was more pronounced among women, and labor force participation also reached its highest point since April, indicating strengthening labor market conditions. (ET)

**Wholesale prices stayed in deflation for November**, falling 0.3 percent. This marks the second month of deflation. Food articles, mineral oils, crude petroleum, and natural gas were cheaper than last year. Retail inflation saw a slight increase. (ET)

**International**

**United Parcel Service Inc. will invest \$120 mn in 400 robots** used to unload trucks, revealing new details on the logistics giant's \$9 billion automation plan that aims to boost profits by decreasing labor costs. (Inv)

**Thumzup Media Corporation announced it has completed its acquisition of Dogehash Technologies**, a blockchain infrastructure firm focused on Dogecoin and Litecoin mining. As Datacentrex, the company will focus on blockchain mining, data-center operations, and digital asset treasury strategies. (Inv)

Top 5 Nifty Gainers	15-Dec	12-Dec	Var(%)
INDIGO	4966	4861	2.2%
HINDUNILVR	2294	2261	1.5%
SHRIRAMFIN	855	848	0.9%
TRENT	4109	4075	0.8%
TATACONSUM	1157	1149	0.7%
Top 5 Nifty Losers	15-Dec	12-Dec	Var(%)
M&M	3608	3680	-1.9%
EICHERMOT	7122	7229	-1.5%
ONGC	235	238	-1.1%
JSWSTEEL	1115	1126	-1.0%
BAJAJ-AUTO	8940	9015	-0.8%

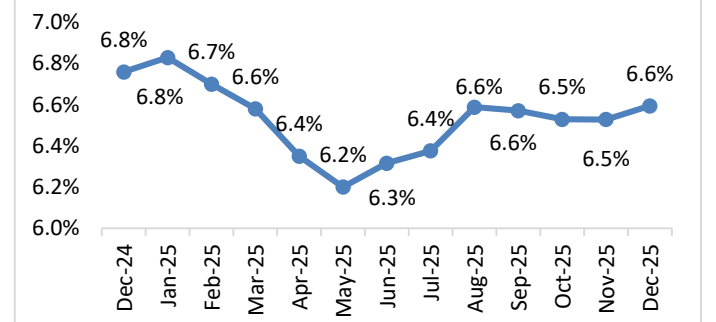
BSE Index Watch	Last	1 day	1 wk	1 mth	1 yr
SENSEX	85213	-0.1%	0.1%	0.8%	4.2%
MIDCAP	46553	0.2%	1.6%	-1.3%	-3.3%
SMLCAP	51097	0.4%	2.3%	-3.8%	-10.7%
AUTO	61309	-0.9%	-0.1%	1.0%	13.6%
BANKEK	66710	0.1%	0.4%	1.6%	9.4%
Capital Goods	66959	0.3%	1.9%	-5.4%	-8.7%
FMCG	20135	0.6%	0.9%	-1.4%	-3.2%
Health Care	43975	-0.3%	0.6%	-1.5%	-0.4%
IT	37118	0.3%	-0.2%	4.8%	-18.3%
METAL	34954	0.2%	4.1%	0.6%	11.2%
Oil & Gas	28054	0.3%	1.4%	-2.8%	4.4%
Power	6513	-0.1%	2.1%	-3.2%	-13.9%
Realty	6884	0.0%	2.8%	-5.9%	-21.0%

Margin Trading Disclosure (Rs. In Cr)	Last	1 day	1 wk	1 mth	3 mth
Op. Scripwise Outstanding	111694	0%	-1%	0%	17%
Fresh Exposure	2532	25%	0%	-22%	-62%
Exposure liquidated	3231	37%	-1%	-14%	-52%
Closing Net scripwise outstanding	110996	-1%	-1%	0%	17%

NSE USD Futures	15-Dec	12-Dec	Var (%)
Dec Expiry (Rs./\$)	89.08	88.43	0.7%
Jan Expiry (Rs./\$)	89.13	89.08	0.1%
Total Turnover (Rs. Crore)	3993	1943	105%

Sectors	TTM PE
Auto	32.18
Auto Ancillary	42.35
Banking	14.99
Engineering	37.79
Cement	63.15
Diamonds & Jewellery	47.13
Housing Finance	23.61
Infrastructure & Const	28.1
Metals-Aluminium	27.38
Metal – Steel	17.77
Oil Expl.	9.05
Pharma	10.86
Power – Gen. Supp.	39.81
Information Tech.	29.3
Sugar	17.55
Telecom Serv. Prov.	38.71
Tyres	34.03

## India 10 year bond yield (Source:NBRR)



10 year G-Sec Yield	Current	Previous	Change
US	4.17%	4.17%	(1) bps
Japan	1.97%	1.96%	1 bps
India	6.59%	6.59%	0 bps
UK	4.50%	4.52%	(2) bps
Libor 3 Mths	4.85%	4.85%	(0) bps

Indian Eco Data	Current	Previous	Var(%)
Forex Reserve (US\$ in bn)	602	687	-12.4%
Inflation - WPI	-0.32%	-1.21%	89 bps
Inflation - CPI	0.71%	0.25%	46 bps

India GDP	Q3FY25	Q2FY25	Var (%)
Growth	8.23%	7.81%	42 bps

Monetary Policy	Current	Previous	Change
Repo Rate	5.25%	5.50%	(25) bps
Reverse Repo Rate	3.35%	3.35%	0 bps
CRR	3.00%	3.75%	(75) bps
O/S Banking System Liquidity (Rs bn)	1971	1993	(21.1)

IIP Growth %	Oct-25	Oct-24	Apr-Oct
IIP	0.4	3.7	3.4
Capital Goods	2.4	2.9	4.8
Mining	1.8	4.4	4.3
Manufacturing	-6.9	2.0	1.0
Electricity	-1.8	0.9	-0.7

## ADR Price Movement

Company	Price (US\$)	Volume	Previous Day Price	Volume	Variance (%)	No. of Share Per ADR	ADR Price (Rs.)	BSE Price	Variance (%)
Infosys Tech	17.78	8091178	17.78	7955901	0.00%	1	1613.22	1606.80	0.4%
Wipro	2.82	4162148	2.78	9149607	1.44%	1	255.87	261.74	-2.2%
Dr.Reddy's	14.09	1987587	14.02	1570967	0.50%	1	1278.42	1280.60	-0.2%
ICICI Bank	30.23	4434568	30.24	6981127	-0.03%	2	1371.42	1365.20	0.5%
HDFC Bank	35.99	3475734	35.89	2994586	0.28%	3	1088.49	996.10	9.3%

## GDR's (US\$)

	Prices	Prev. Close	Change	Var %
L&T	45.35	44.80	0.6	1.2%
RIL	68.90	68.70	0.2	0.3%
SBI	107.40	106.20	1.2	1.1%

US Economy Data	Current	Previous
Inflation (%) (YoY)	3.00%	2.90%
Unemployment (%)	4.40%	4.30%

Interest Rate (%)	Current	Previous
Fed Rate	3.75%	4.00%

US GDP	Q2CY25	Q1CY25
Growth (QoQ Annualized)	3.80%	-0.60%

China Economy Data	Current	Previous
GDP	4.80%	5.20%
Inflation – CPI (%)	0.70%	0.20%

## Economic Calendar

	Date
Indian GDP Data	27 Feb
Indian Inflation Data CPI	12 Jan
Indian Inflation Data WPI	14 Jan
Indian Monetary Policy	27 Feb
India's Industrial Production (IIP)	28 Dec
US Inflation Data	18 Dec
US GDP	23 Dec
US Unemployment Data	16 Dec
US Fed Rate	29 Jan
China GDP	To be Announced
China Inflation Data	To be Announced

## Event Update

Name	Date	Purpose
eClerx Services Ltd.	17-Dec-2025	Buy Back of Shares
Galaxy Medicare Ltd.	17-Dec-2025	Dividend
ARSS Infrastructure Projects Ltd.	19-Dec-2025	Resolution Plan-Reduction of Capital
Can Fin Homes Ltd.	19-Dec-2025	Interim Dividend
JMJ Fintech Ltd. - (Partly Paid-up Equity Shares (Rights Issue))	19-Dec-2025	First and Final Call of Rs.7.35 (Face Value Rs.7/- +Re.03.5 Premium)
Space Incubiatrics Technologies Ltd.	19-Dec-2025	Stock Split from Rs.10/- to Re.1/-
Knowledge Marine & Engineering Works Ltd.	22-Dec-2025	Stock Split from Rs.10/- to Rs.5/-
Nectar Lifesciences Ltd.	24-Dec-2025	Buy Back of Shares



## Bulk Deal As On 15/12/25

BSE					
Security Code	Security Name	Client Name	Deal	Quantity	Price
532403	4THGEN	RUCHIRA GOYAL	B	18949	9.62
532403	4THGEN	T SRI VENKATARAMANA	S	20000	9.62
526935	ARUNIS	INDO THAI SECURITIES LIMITED	B	1000000	142.57
532113	BRJLEAS	MULTIPLIER SHARE & STOCK ADVISORS PRIVATE LIMITED	S	47907	17.69
532113	BRJLEAS	NEO APEX VENTURE LLP	S	71998	17.69
544442	CHEMKART	RIKHAV SECURITIES LIMITED	S	179400	150.47
539228	GGPL	EMKAY COMMERCIAL COMPANY LIMITED	S	944161	1.99
539228	GGPL	PADMAWATI REALCON PRIVATE LIMITED	B	944161	1.99
543520	GLHRL	RUPA KUMARI	B	54000	21.5
543520	GLHRL	SUCHETA DHIRUVKUMAR JANI	S	200000	21.58
544160	JAYKAILASH	NEEL NARENDRABHAI PUJARA	S	32000	23.84
544641	KVTOYS	ABY ABRAHAM	B	36000	320
544641	KVTOYS	NEO APEX VENTURE LLP	B	156600	304.02
544641	KVTOYS	ROYAL ALPHA OPPORTUNITY FUND	B	72000	318.66
544635	LUXURY	ALGOQUANT FINTECH LIMITED	S	228800	147.65
544635	LUXURY	DEVANSH GUPTA	B	227200	147.65
509762	MAPROIN	TEJI-MANDI SECURITIES PRIVATE LTD	S	72500	57.92
544637	METHODHUB	NEO APEX VENTURE LLP	S	183000	154.97
541337	MILEFUR	ABHISHEK AGARWAL	B	60000	29.58
512279	NNTL	ICM FINANCE PRIVATE LIMITED	S	20133	40.16
512279	NNTL	RUCHIRA GOYAL	B	17933	40.16
531512	ORIENTTR	DEEPAK YALLAPPA MANE	S	110904	19.78
524636	OXYGENTAPH	DEVARAPALLY VENKATESWARA REDDY	S	204472	54.3
524636	OXYGENTAPH	VIRUPAKSHA ORGANICS LIMITED	B	195885	54.25
530095	PRADHIN	JIGNESHBHUPENDRARUPARELIYA	S	5700111	0.25
540703	PROCLB	AMRIT NIRMAL CHAMARIA	S	81256	30.48
544643	PRODOCS	BRILLIANTBRIDGE SERVICES PRIVATE LIMITED	B	89000	149.3
544643	PRODOCS	COMPACT STRUCTURE FUND	S	110000	147.59
544643	PRODOCS	HERANBA CROP CARE LIMITED	B	175000	144
544643	PRODOCS	HITESH NATWARLAL KAWA	B	135000	144
544643	PRODOCS	JIAUM BROKING LLP	B	36000	144
544643	PRODOCS	JITENDRA RASIKLAL SANGHAVI	B	100000	147.5
544643	PRODOCS	KRUSHNAM NEXUS CAPITAL SCHEME 1	S	93000	149.3
544643	PRODOCS	SADASHIV KANYANA SHETTY	B	137000	147.15
544629	RAVEL	MANSI SHARE AND STOCK BROKING PRIVATE LIMITED	B	75000	148.2
544629	RAVEL	NEO APEX VENTURE LLP	S	40000	148.2
544552	RDGAIL	BHAVESH PRAVINCHANDRA SHAH	B	60000	74.75
532884	REFEX	IRAGE BROKING SERVICES LLP	S	804364	279.17
532884	REFEX	IRAGE BROKING SERVICES LLP	B	472533	275.27
526827	SPICEISLIN	SHAH DIPAK KANAYALAL	B	24721	110.61
544621	SSMD	ANSHUL AGGARWAL	B	50000	56.4
544621	SSMD	NEO APEX VENTURE LLP	S	93000	56.4
543745	SVS	RANJANA VINOD SHUKLA	S	228000	14.25
543745	SVS	SAURAV RAIDHANI	B	318000	14.25
542765	TRANSPACT	ALTIZEN VENTURES LLP	S	2500	147.55
542765	TRANSPACT	NEENAROMILRAMGARHIA	B	2500	147.55
540726	TTFL	NEO APEX VENTURE LLP	S	114054	230.18
540726	TTFL	NEO APEX VENTURE LLP	B	114054	228.55
540726	TTFL	SWAPNIL MEHTA	S	82500	228.55
539798	UMIYA	VIPUL NARAYANBHAI PATEL	B	150000	28.5
539798	UMIYA	YAGNIKKUMAR KIRITKUMAR AKHANI	S	106385	28.5
511726	VIPULLTD	PANKAJ MITTAL	B	900000	11.92
530697	ZENLABS	KAMAL KUMAR GOYAL	B	40000	22.03
530697	ZENLABS	SHYAMA GOYAL	S	60000	22.06

NSE

Security Code	Security Name	Client Name	Deal	Quantity	Price
AAREYDRUGS	Aarey Drugs & Pharm Ltd	SURAJ TRADELINKS PRIVATE LIMITED	SELL	162000	64.5
AAREYDRUGS	Aarey Drugs & Pharm Ltd	ZIL PENIL DOSHI	SELL	167987	64.69
ACTIVEINFR	Active Infrastructures Li	CONFIDENCE LPG BOTTLING PVT LTD	SELL	153600	175.43
ACTIVEINFR	Active Infrastructures Li	RIAN VENTURES PRIVATE LIMITED	BUY	153600	175.43
BIRET	Brookfield India RET	BHARTI (SBM) HOLDINGS PRIVATE LIMITED	SELL	10242274	326.16
BIRET	Brookfield India RET	PPFAS MUTUAL FUND	BUY	5678105	325.98
CORONA	CORONA Remedies Limited	INVESCO MUTUAL FUND	BUY	700000	1434.2
CORONA	CORONA Remedies Limited	INVESCO MUTUAL FUND	BUY	968573	1457.42
FRESHARA	Freshara Agro Exports Ltd	RAJESH JOSEPH	BUY	123000	150.97
GEOJITFSL	Geojit Fin Serv Ltd	BAJAJ ALLIANZ LIFE INSURANCE COMPANY LIMITED	BUY	13500000	68
GEOJITFSL	Geojit Fin Serv Ltd	BNP PARIBAS SA	SELL	41000000	68
GEOJITFSL	Geojit Fin Serv Ltd	EQUITY INTELLIGENCE INDIA PRIVATE LIMITED	BUY	4000000	68
GEOJITFSL	Geojit Fin Serv Ltd	EQUITY INTELLIGENCE INDIA PRIVATE LIMITED	BUY	4000000	68
GEOJITFSL	Geojit Fin Serv Ltd	GEORGE JOHN	BUY	4000000	68
GEOJITFSL	Geojit Fin Serv Ltd	ICICI PRUDENTIAL LIFE INSURANCE COMPANY LIMITED	BUY	12500000	68
GPECO	GP Eco Solutions India L	AVARJIT SINGH BIRGHI	BUY	62000	426.74
GPECO	GP Eco Solutions India L	AVARJIT SINGH BIRGHI HUF	BUY	62000	425.95
GPECO	GP Eco Solutions India L	SARABPREET KAUR	SELL	119800	426.15
MATRIMONY	Matrimony .Com Limited	MEHER & PHEROZ PUDUMJEE FAMILY DISCRETIONARY TRUST	SELL	112299	518.46
RATNAVEER	Rathaveer Precision Eng L	CHUNGATH KARUNAKARAN PADMA KUMAR	BUY	840985	155

#### Disclosure:

Research Reports that are published by Nirmal Bang Securities Private Limited (hereinafter referred to as "NBSPL") are for private circulation only. NBSPL is a registered Research Analyst under SEBI (Research Analyst) Regulations, 2014 having Registration no. INH000001766. NBSPL is also a registered Stock Broker with National Stock Exchange of India Limited, BSE Limited, Metropolitan Stock Exchange of India Limited, Multi Commodity Exchange of India Limited and , National Commodity and Derivative Exchange Limited in Capital Market , Equity and Commodities derivatives segments and Currency Derivatives Segment .

NBSPL has other business divisions with independent research teams separated by Chinese walls, and therefore may, at times, have different or contrary views on stocks and markets.

NBSPL or its associates have not been debarred / suspended by SEBI or any other regulatory authority for accessing / dealing in securities Market since last 20 years. NBSPL, its associates or analyst or his relatives do not hold any financial interest (Except Investment) in the subject company. NBSPL or its associates or Analyst do not have any conflict or material conflict of interest at the time of publication of the research report with the subject company. NBSPL or its associates or Analyst or his relatives may or may not hold beneficial ownership of 1% or more in the subject company at the end of the month immediately preceding the date of publication of this research report.

NBSPL or its associates / analyst has not received any compensation / managed or co-managed public offering of securities of the company covered by Analyst during the past twelve months. NBSPL or its associates have not received any compensation or other benefits from the company covered by Analyst or third party in connection with the research report. Analyst has not served as an officer, director or employee of Subject Company. NBSPL / analyst has not been engaged in market making activity of the subject company.

**Analyst Certification:** The research analysts and authors of these reports, hereby certify that the views expressed in this research report accurately reflects my/our personal views about the subject securities, issuers, products, sectors or industries. It is also certified that no part of the compensation of the analyst(s) was, is, or will be directly or indirectly related to the inclusion of specific recommendations or views in this research. The analyst(s) principally responsible for the preparation of this research report and has taken reasonable care to achieve and maintain independence and objectivity in making any recommendations.

**Disclaimer:**

The Research Report is for the personal information of the authorized recipient and does not construe to be any investment, legal or taxation advice. NBSPL is not soliciting any action based upon it. Nothing in the research report shall be construed as a solicitation to buy or sell any security or product, or to engage in or refrain from engaging in any such transaction. In preparing the research report, we did not take into account the investment objectives, financial situation and particular needs of the reader.

The research report has been prepared for the general use of the clients of NBSPL and must not be copied, either in whole or in part, or distributed or redistributed to any other person in any form. If you are not the intended recipient you must not use or disclose the information in the research report in any way. Though disseminated to all the customers simultaneously, not all customers may receive the research report at the same time. NBSPL will not treat recipients as customers by virtue of their receiving the research report. The research report is not directed or intended for distribution to or use by any person or entity resident in a state, country or any jurisdiction, where such distribution, publication, availability or use would be contrary to law, regulation or which would subject NBSPL & its group companies to registration or licensing requirements within such jurisdictions.

The report is based on the information obtained from sources believed to be reliable, but we do not make any representation or warranty that it is accurate, complete or up-to-date and it should not be relied upon as such. We accept no obligation to correct or update the information or opinions in it. NBSPL or any of its affiliates or employees shall not be in any way responsible for any loss or damage that may arise to any person from any inadvertent error in the information contained in the research report. NBSPL or any of its affiliates or employees do not provide, at any time, any express or implied warranty of any kind, regarding any matter pertaining to this report, including without limitation the implied warranties of merchantability, fitness for a particular purpose, and non-infringement. The recipients of the research report should rely on their own investigations.

This information is subject to change without any prior notice. NBSPL reserves its absolute discretion and right to make or refrain from making modifications and alterations to this statement from time to time. Nevertheless, NBSPL is committed to providing independent and transparent recommendations to its clients, and would be happy to provide information in response to specific client queries.

Before making an investment decision on the basis of research report, the reader needs to consider, with or without the assistance of an adviser, whether the advice is appropriate in light of their particular investment needs, objectives and financial circumstances. There are risks involved in securities trading. The price of securities can and does fluctuate, and an individual security may even become valueless. International investors are reminded of the additional risks inherent in international investments, such as currency fluctuations and international stock market or economic conditions, which may adversely affect the value of the investment. Opinions expressed are subject to change without any notice. Neither the company nor the director or the employees of NBSPL accept any liability whatsoever for any direct, indirect, consequential or other loss arising from any use of the research report and/or further communication in relation to the research report. Here it may be noted that neither NBSPL, nor its directors, employees, agents or representatives shall be liable for any damages whether direct or indirect, incidental, special or consequential including lost revenue or lost profit that may arise from or in connection with the use of the information contained in the research report.

Copyright of this document vests exclusively with NBSPL.

Our reports are also available on our website

Registration granted by SEBI and certification from NISM in no way guarantee performance of NBSPL or provide any assurance of returns to investors.

**Nirmal Bang Research (Division of Nirmal Bang Securities Pvt. Ltd.)**

B-2, 301/302, Marathon Innova,  
Opp. Peninsula Corporate Park  
Off. Ganpatrao Kadam Marg  
Lower Parel(W), Mumbai-400013  
Board No. : 91 22 6723 8000/8001  
Fax. : 022 6723 8010